

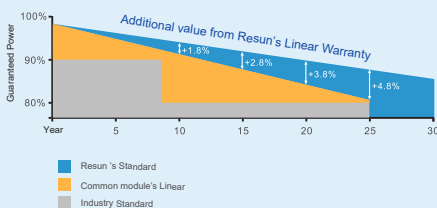
**144 Cells**  
Mono-crystalline 9-11BB

**550-560W**  
Power output

**21.67%**  
The Highest Efficiency

**0~+5W**  
Tolerance

**0.5% Annual Degradation**  
over 30 years



**LINEAR PERFORMANCE WARRANTY**  
12 year Product Warranty / 30 year Linear Power Warranty

## RS8I-M FULL BLACK

RS8I-M FULL BLACK HALF-CELL series is produced with high efficiency multi-busbar cells, which can reduce the module internal power loss to improve its conversion efficiency, as well as lower the failure risk caused by cracks and broken busbar to enhance the module reliability. Combined with half-cell technology, the module is highly resistant to hot-spot crisis caused by shadow effect.



### High Reliability

Multi-busbar technology can effectively reduce the reliability risk caused by cells cracks and broken busbar.



### Aesthetic Design

The full black module is aesthetically designed with outstanding and premium visual appearance.



### Durability Against Extreme Conditions

Certified to resist high salt mist and ammonia conditions.



### High Efficiency

Multi-busbar technology can reduce the module internal power loss to improve the module conversion efficiency significantly.



### Low-Light Performance

With high transmittance and anti-reflective 3.2mm tempered glass, the module has stronger performance under low light circumstances.



### High Mechanical Strength

Certified to withstand: high wind load(2400Pa) and snow load(5400Pa).

## Full range of products and certification systems

ISO 9001 TUV PID-FREE CE IEC61215/61730/61701/62716

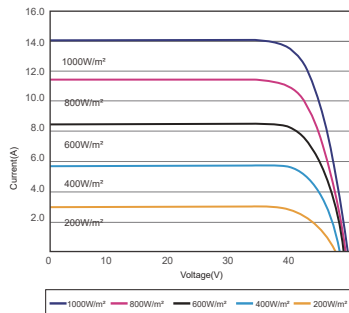
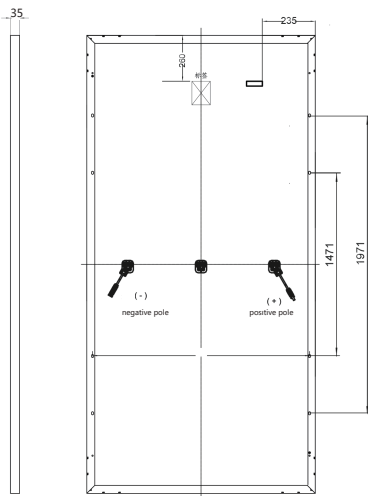



# RS8I-M FULL BLACK

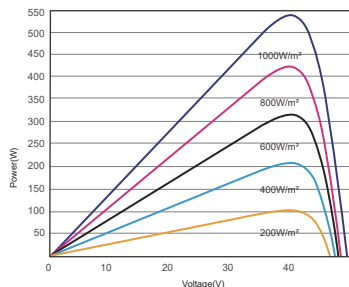


GLOBAL PROFESSIONAL PV PRODUCTS INTERGRATED SOLUTIONS SUPPLIER

Dimension of PV Modules Unit: mm



I-V CURVES OF PV MODULE(550W)



P-V CURVES OF PV MODULE(550W)

## ELECTRICAL DATA(STC)

Rated Power in Watts-Pmax(Wp)	550W	555W	560W
Open Circuit Voltage-Voc(V)	49.90V	50.05V	50.20V
Short Circuit Current-Isc(A)	14.00A	14.07A	14.14A
Maximum Power Voltage-Vmp(V)	41.96V	42.12V	42.28V
Maximum Power Current-Imp(A)	13.11A	13.18A	13.25A
Module Efficiency (%)	21.28%	21.47%	21.67%

STC: Irradiance 1000 W/m<sup>2</sup>, Cell Temperature 25°C, Air Mass AM1.5 according to EN 60904-3.

## ELECTRICAL DATA(NOCT)

Maximum Power-Pmax (Wp)	416W	420W	424W
Open Circuit Voltage-Voc (V)	46.68V	48.10V	48.94V
Short Circuit Current-Isc (A)	11.17A	11.21A	11.25A
Maximum Power Voltage-Vmp(V)	39.43V	39.66V	39.89V
Maximum Power Current-Imp(A)	10.55A	10.59A	10.63A

NOCT: Irradiance at 800 W/m<sup>2</sup>, Ambient Temperature 20°C, Wind Speed 1 m/s.

## MECHANICAL DATA

Solar cells	Monocrystalline 9/10/11 Bus Bars
Cell configuration	144cells(6*24)
Module dimensions	2279*1134*35mm
Weight	28.6kg
Front Glass	3.2mm Tempered Glass
Frame Material	Black Anodized Aluminum Alloy
J-BOX	IP68,3 Diodes
Cable	4mm <sup>2</sup> (IEC)/12AWG(UL),350mm(+),450mm(-) or customized
Connectors	MC4 or MC4 Comparable

## TEMPERATURE & MAXIMUM RATINGS

Nominal Operating Cell Temperature (NOCT)	45°C±2°C
Temperature Coefficient of Voc	-0.32%/°C
Temperature Coefficient of Isc	0.05%/°C
Temperature Coefficient of Pmax	-0.39%/°C
Operational Temperature	-40~+85°C
Maximum System Voltage	1500W(IEC)/1500v(UL)
Max Series Fuse Rating	25A

## PACKING DETAILS

Loading Capacity	620pcs/40HQ
Packing Manner	31pcs/pallet
Package Number	20pallets

## SUZHOU KINSPIRE ENERGY CO., LTD.

Room 5163, West Side of 5th Floor, No. 4 Standard Workshop, No. 165 South Dongwu Road, Economic Development Zone, Wuzhong District, Suzhou, China

E: info@kinspire-energy.com  
W: www.kinspire-energy.com